

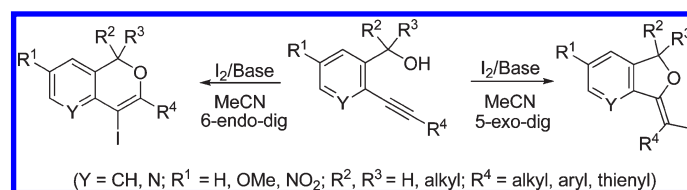
A Simple and Mild Synthesis of 1*H*-Isochromenes and (*Z*)-1-Alkylidene-1,3-dihydroisobenzofurans by the Iodocyclization of 2-(1-Alkynyl)benzylic Alcohols

Raffaella Mancuso,[†] Saurabh Mehta,[‡] Bartolo Gabriele,[§] Giuseppe Salerno,[†]
William S. Jenks,[‡] and Richard C. Larock^{*,‡}

[†]Dipartimento di Chimica, Università della Calabria, 87036 Arcavacata di Rende (CS), Italy, [‡]Department of Chemistry, Iowa State University, Ames, Iowa 50011, and [§]Dipartimento di Scienze Farmaceutiche, Università della Calabria, 87036 Arcavacata di Rende (CS), Italy

larock@iastate.edu

Received November 24, 2009



A variety of iodo-substituted isochromenes, dihydroisobenzofurans, and pyranopyridines are readily prepared in good to excellent yields under mild conditions by the iodocyclization of readily available 2-(1-alkynyl)benzylic alcohols or 2-(1-alkynyl)-3-(hydroxymethyl)pyridines. Reactions are carried out in MeCN at 25 °C with 3 equiv of I₂ as the iodine source and NaHCO₃ (3 equiv) as the base. The regiochemical outcome of the reaction strongly depends on the substitution pattern of the starting material. In particular, the 5-*exo-dig* cyclization mode, leading to dihydroisobenzofurans, is observed in the case of substrates bearing a tertiary alcoholic group, owing to the *gem*-dialkyl effect, while the 6-*endo-dig* cyclization mode, leading to isochromene or pyranopyridines, is the usually preferred pathway in the case of substrates bearing a primary or secondary alcoholic group.

Introduction

The iodocyclization of alkynes has emerged as a powerful tool in organic synthesis.¹ Recently, we and others have

utilized this methodology to accomplish efficient syntheses of a wide variety of interesting carbocyclic and heterocyclic compounds.^{2–26} In general, these electrophilic cyclization

(1) (a) Mehta, S.; Waldo, J. P.; Larock, R. C. *J. Org. Chem.* **2009**, *74*, 1141. (b) Larock, R. C. In *Acetylene Chemistry. Chemistry, Biology, and Material Science*; Diederich, F., Stang, P. J., Tykwinski, R. R., Eds.; Wiley-VCH: New York, 2005; Chapter 2, pp 51–99.

(2) (a) Arcadi, A.; Cacchi, S.; Fabrizi, G.; Marinelli, F.; Moro, L. *Synlett* **1999**, 1432. (b) Yue, D.; Yao, T.; Larock, R. C. *J. Org. Chem.* **2005**, *70*, 10292. (c) Yue, D.; Yao, T.; Larock, R. C. *J. Comb. Chem.* **2005**, *7*, 809. (d) Manarin, F.; Roehrs, J. A.; Gay, R. M.; Brandão, R.; Menezes, P. H.; Nogueira, C. W.; Zeni, G. *J. Org. Chem.* **2009**, *74*, 2153.

(3) (a) Sniady, A.; Wheeler, K. A.; Dembinski, R. *Org. Lett.* **2005**, *7*, 1769. (b) Yao, T.; Zhang, X.; Larock, R. C. *J. Org. Chem.* **2005**, *70*, 7679. (c) Liu, Y.; Zhou, S. *Org. Lett.* **2005**, *7*, 4609. (d) Yao, T.; Zhang, X.; Larock, R. C. *J. Am. Chem. Soc.* **2004**, *126*, 11164. (e) Bew, S. P.; El-Taeb, G. M. M.; Jones, S.; Knight, D. W.; Tan, W. *Eur. J. Org. Chem.* **2007**, 5759. (f) Arimitsu, S.; Jacobsen, J. M.; Hammond, G. B. *J. Org. Chem.* **2008**, *73*, 2886. (g) Huang, X.; Fu, W.; Miao, M. *Tetrahedron Lett.* **2008**, *49*, 2359.

(4) (a) Larock, R. C.; Yue, D. *Tetrahedron Lett.* **2001**, *42*, 6011. (b) Yue, D.; Larock, R. C. *J. Org. Chem.* **2002**, *67*, 1905. (c) Hessian, K. O.; Flynn, B. L. *Org. Lett.* **2003**, *5*, 4377.

(5) Flynn, B. L.; Flynn, G. P.; Hamel, E.; Jung, M. K. *Bioorg. Med. Chem. Lett.* **2001**, *11*, 2341.

(6) Worlikar, S. A.; Kesharwani, T.; Yao, T.; Larock, R. C. *J. Org. Chem.* **2007**, *72*, 1347.

(7) (a) Kesharwani, T.; Worlikar, S. A.; Larock, R. C. *J. Org. Chem.* **2006**, *71*, 2307. (b) Bui, C. T.; Flynn, B. L. *J. Comb. Chem.* **2006**, *8*, 163.

(8) Alves, D.; Luchese, C.; Nogueira, C. W.; Zeni, G. *J. Org. Chem.* **2007**, *72*, 6726.

(9) Zhang, X.; Sarkar, S.; Larock, R. C. *J. Org. Chem.* **2006**, *71*, 236.

(10) (a) Yue, D.; Larock, R. C. *Org. Lett.* **2004**, *6*, 1037. (b) Amjad, M.; Knight, D. W. *Tetrahedron Lett.* **2004**, *45*, 539. (c) Barluenga, J.; Trincado, M.; Rubio, E.; González, J. M. *Angew. Chem., Int. Ed.* **2003**, *42*, 2406. (d) Yue, D.; Yao, T.; Larock, R. C. *J. Org. Chem.* **2006**, *71*, 62.

(11) Zhang, X.; Campo, M. A.; Yao, T.; Larock, R. C. *Org. Lett.* **2005**, *7*, 763.

(12) (a) Huang, Q.; Hunter, J. A.; Larock, R. C. *J. Org. Chem.* **2002**, *67*, 3437. (b) Fischer, D.; Tomeba, H.; Pahadi, N. K.; Patil, N. T.; Yamamoto, Y. *Angew. Chem., Int. Ed.* **2007**, *46*, 4764.

(13) Yao, T.; Larock, R. C. *J. Org. Chem.* **2003**, *68*, 5936.

(14) Barluenga, J.; Vázquez-Villa, H.; Ballesteros, A.; González, J. M. *Org. Lett.* **2003**, *5*, 4121.

(15) (a) Yao, T.; Campo, M. A.; Larock, R. C. *Org. Lett.* **2004**, *6*, 2677. (b) Yao, T.; Campo, M. A.; Larock, R. C. *J. Org. Chem.* **2005**, *70*, 3511.

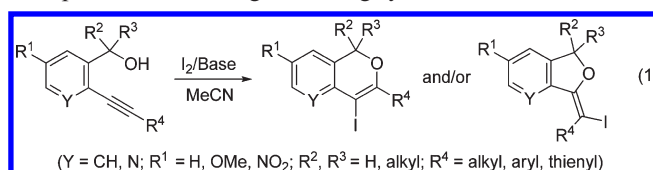
(16) (a) Waldo, J. P.; Larock, R. C. *Org. Lett.* **2005**, *7*, 5203. (b) Waldo, J. P.; Larock, R. C. *J. Org. Chem.* **2007**, *72*, 9643.

(17) (a) Zhou, C.; Dubrovskiy, A. V.; Larock, R. C. *J. Org. Chem.* **2006**, *71*, 1626. (b) Likhari, P. R.; Subhas, M. S.; Roy, M.; Roy, S.; Kantam, M. L. *Helv. Chim. Acta* **2008**, *91*, 259.

reactions are very clean and efficient, and tolerate a wide variety of functional groups. Furthermore, the iodine-containing products can be further diversified by using a number of subsequent palladium-catalyzed processes.

Herein we report a simple and efficient method for the synthesis of 1*H*-isochromene and/or (*Z*)-1-(1-iodoalkylidene)-1,3-dihydroisobenzofuran derivatives, based on the iodocyclization of readily available 2-(1-alkynyl)benzyl alcohols (eq 1). Isochromenes and 1,3-dihydroisobenzofurans

are important heterocyclic compounds, and there are several examples of naturally occurring and biologically active compounds containing these ring systems.^{27,28}



(18) Ren, X.-F.; Konaklieva, M. I.; Shi, H.; Dickey, S.; Lim, D. V.; Gonzalez, J.; Turos, E. *J. Org. Chem.* **1998**, *63*, 8898.

(19) Marshall, J. A.; Yanik, M. M. *J. Org. Chem.* **1999**, *64*, 3798.

(20) Knight, D. W.; Redfern, A. L.; Gilmore, J. J. *Chem. Soc., Chem. Commun.* **1998**, 2207.

(21) Arcadi, A.; Cacchi, S.; Di Giuseppe, S.; Fabrizi, G.; Marinelli, F. *Org. Lett.* **2002**, *4*, 2409.

(22) (a) Zhang, X.; Larock, R. C. *J. Am. Chem. Soc.* **2005**, *127*, 12230.

(b) Tang, B.-X.; Tang, D.-J.; Yu, Q.-F.; Zhang, Y.-H.; Liang, Y.; Zhong, P.; Li, J.-H. *Org. Lett.* **2008**, *10*, 1063.

(23) Yao, T.; Yue, D.; Larock, R. C. *J. Org. Chem.* **2005**, *70*, 9985.

(24) (a) Crone, B.; Kirsch, S. F. *J. Org. Chem.* **2007**, *72*, 5435. (b) Just, Z. W.; Larock, R. C. *J. Org. Chem.* **2008**, *73*, 2662.

(25) Barange, D. K.; Batchu, V. R.; Gorja, D.; Pattabiraman, V. R.; Tatini, L. K.; Babu, J. M.; Pal, M. *Tetrahedron* **2007**, *63*, 1775.

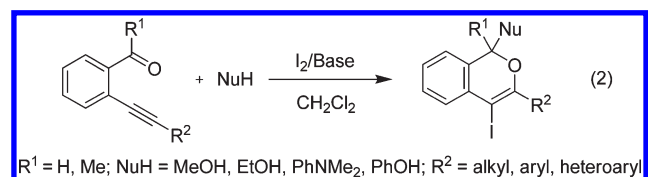
(26) For miscellaneous other examples, see: (a) Hessian, K. O.; Flynn, B. L. *Org. Lett.* **2006**, *8*, 243. (b) Bi, H.-P.; Guo, L.-N.; Duan, X.-H.; Gou, F.-R.; Huang, S.-H.; Liu, X.-Y.; Liang, Y.-M. *Org. Lett.* **2007**, *9*, 397. (c) Barluenga, J.; Palomas, D.; Rubio, E.; González, J. M. *Org. Lett.* **2007**, *9*, 2823. (d) Tellitu, I.; Serna, S.; Herrero, T.; Moreno, I.; Domínguez, E.; SanMartín, R. *J. Org. Chem.* **2007**, *72*, 1526. (e) Appel, T. R.; Yehia, N. A. M.; Baumeister, U.; Hartung, H.; Kluge, R.; Ströhl, D.; Fanghänel, E. *Eur. J. Org. Chem.* **2003**, 47.

(27) For isochromenes, see: (a) Kang, H.-S.; Jun, E.-M.; Park, S.-H.; Heo, S.-J.; Lee, T.-S.; Yoo, I.-D.; Kim, J.-P. *J. Nat. Prod.* **2007**, *70*, 1043. (b) Kanokmedhakul, S.; Kanokmedhakul, K.; Nasomjai, P.; Louangsysouphanh, S.; Soyong, K.; Isobe, M.; Kongsaree, P.; Prapai, S.; Suksamram, A. *J. Nat. Prod.* **2006**, *69*, 891. (c) Lin, Y.-L.; Shen, C.-C.; Huang, Y.-J.; Chang, Y.-Y. *J. Nat. Prod.* **2005**, *68*, 381. (d) Brimble, M. A.; Nairn, M. R.; Prabakaran, H. *Tetrahedron* **2000**, *56*, 1937. (e) Majumder, P. L.; Guha, S.; Sen, S. *Phytochemistry* **1999**, *52*, 1365. (f) Wang, W.; Li, T.; Milburn, R.; Yates, J.; Hinnant, E.; Luzzio, M. J.; Noble, S. A.; Attardo, G. *Bioorg. Med. Chem. Lett.* **1998**, *8*, 1579. (g) Biber, B.; Muske, J.; Ritzan, M.; Graft, U. *J. Antibiot.* **1998**, *51*, 381. (h) Wang, W.; Breining, T.; Li, T.; Milburn, R.; Attardo, G. *Tetrahedron Lett.* **1998**, *39*, 2459. (i) Thines, E.; Anke, H.; Sterner, O. *J. Nat. Prod.* **1998**, *61*, 306. (j) Kim, J.-P.; Kim, W.-G.; Koshino, H.; Jung, J.; Yoo, I.-D. *Phytochemistry* **1996**, *43*, 425. (k) Solis, P.; Lang'at, C.; Gupta, M. P.; Kirby, G.; Warhurst, D.; Phillipson, J. *Planta Med.* **1995**, *61*, 62. (l) Ali, A.; Read, R. W.; Sotheeswaran, S. *Phytochemistry* **1994**, *35*, 1029. (m) Hari, L.; De Buyck, L. F.; De Pootter, H. L. *Phytochemistry* **1991**, *30*, 1726. (n) Poch, G. K.; Gloer, J. B. *Tetrahedron Lett.* **1989**, *30*, 3483. (o) Hayashi, T.; Smith, F. T.; Lee, K.-H. *J. Med. Chem.* **1987**, *30*, 2005. (p) Harborne, J. B.; Girija, A. R.; Devi, H. M.; Lakshmi, N. K. M. *Phytochemistry* **1983**, *22*, 2741. (q) Papadakis, D. P.; Salemik, C. A.; Alikaridis, F. J.; Kephelas, T. A. *Tetrahedron* **1983**, *39*, 2223. (r) Marini Bettolo, G. B.; Casinovi, C. G.; Galeffi, C. *Tetrahedron Lett.* **1965**, *6*, 4857.

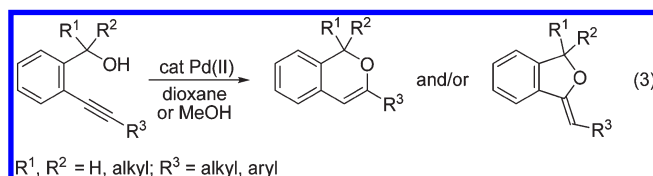
(28) For isobenzofurans, see: (a) Pahari, P.; Senapati, B.; Mal, D. *Tetrahedron Lett.* **2004**, *45*, 5109. (b) Harper, J. K.; Arif, A. M.; Ford, E.; Strobel, G.; Porco, J. A., Jr.; Tomer, D. P.; Oneill, K. L.; Heider, E. M.; Grant, D. M. *Tetrahedron* **2003**, *59*, 2471. (c) Strobel, G.; Ford, E.; Worapong, J.; Harper, J. K.; Arif, A. M.; Grant, D. M.; Fung, P. C. W.; Chau, R. M. W. *Phytochemistry* **2002**, *60*, 179.

(29) (a) Butin, A. V.; Abaev, V. T.; Mel'chin, V. V.; Dmitriev, A. S.; Pilipenko, A. S.; Shashkov, A. S. *Synthesis* **2008**, 1798. (b) Kobayashi, K.; Nagaoka, T.; Fukamachi, S.; Shirai, Y.; Morikawa, O.; Konishi, H. *Synthesis* **2007**, 3032. (c) Villeneuve, K.; Tam, W. *Organometallics* **2007**, *26*, 6082. (d) Obika, S.; Kono, H.; Yasui, Y.; Yanada, R.; Takemoto, Y. *J. Org. Chem.* **2007**, *72*, 4462. (e) Yao, X.; Li, C.-J. *Org. Lett.* **2006**, *8*, 1953. (f) Kusama, H.; Sawada, T.; Okita, A.; Shiozawa, F.; Iwasawa, N. *Org. Lett.* **2006**, *8*, 1077. (g) Villeneuve, K.; Tam, W. *Eur. J. Org. Chem.* **2006**, 5449. (h) Butin, A. V.; Abaev, V. T.; Mel'chin, V. V.; Dmitriev, A. S. *Tetrahedron Lett.* **2005**, *46*, 8439. (i) Patil, N. T.; Yamamoto, Y. *J. Org. Chem.* **2004**, *69*, 5139. (j) Mondal, S.; Nogami, T.; Asao, N.; Yamamoto, Y. *J. Org. Chem.* **2003**, *68*, 9496. (k) Gabriele, B.; Salerno, G.; Fazio, A.; Pittelli, R. *Tetrahedron* **2003**, *59*, 6251. (l) Asao, N.; Nogami, T.; Takahashi, K.; Yamamoto, Y. *J. Am. Chem. Soc.* **2002**, *124*, 764. (m) Mutter, R.; Campbell, I. B.; Martin de la Nava, E. M.; Merritt, A. T.; Wills, M. *J. Org. Chem.* **2001**, *66*, 3284. (n) Van, T. N.; Kesteleyn, B.; De Kimpe, N. *Tetrahedron* **2001**, *57*, 4213. (o) Mutter, R.; Martin de la Nava, E. M.; Wills, M. *Chem. Commun.* **2000**, 1675. (p) Giles, R. G. F.; Green, I. R.; Taylor, C. P. *Tetrahedron Lett.* **1999**, *40*, 4871.

Over the years, several groups have reported a variety of synthetic approaches to isochromene and dihydroisobenzofuran derivatives by the heterocyclization of acyclic precursors.²⁹ In particular, we³⁰ and the Barluenga group³¹ have independently reported the formation of 4-iodo-1*H*-isochromenes by the iodocyclization of 2-(1-alkynyl)benzaldehydes in the presence of suitable nucleophiles (eq 2).



We have also previously disclosed the Pd(II)-catalyzed cycloisomerization of 2-(1-alkynyl)benzyl alcohols to 1*H*-isochromenes and/or (*Z*)-1-alkylidene-1,3-dihydroisobenzofurans, depending on the nature of the substrate and the reaction conditions (eq 3).^{29k}



The new methodology reported in this work is complementary to those previously reported procedures, and allows for the direct synthesis of 3-iodo-1*H*-isochromenes, (*Z*)-1-(1-iodoalkylidene)-1,3-dihydroisobenzofurans, and iodopyranopyridines by the iodocyclization of variously substituted 2-(1-alkynyl)benzyl alcohols or 2-(1-alkynyl)-3-(hydroxymethyl)pyridines under mild conditions (see eq 1).

Results and Discussion

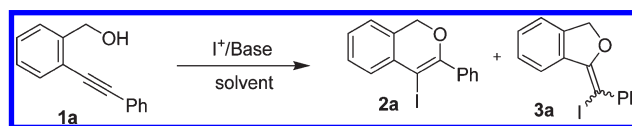
2-(2-Phenylethynyl)benzyl alcohol (**1a**, Y = CH, R¹ = R² = R³ = H, R⁴ = Ph) was chosen as a model substrate for determining the optimum conditions for the iodocyclization reaction, using I₂ or ICl as the iodine source and MeCN, CH₂Cl₂, or EtOH as the solvent, in the presence of an inorganic (NaHCO₃, K₂CO₃, KHCO₃, NaH) or organic (morpholine) base. The results obtained are shown in Table 1.³²

As can be seen from Table 1, the isochromene derivative **2a** derived from a 6-*endo-dig* cyclization was consistently obtained in higher yield than the dihydroisobenzofuran derivative **3a** derived from a 5-*exo-dig* cyclization. The optimal

(30) (a) Yue, D.; Della Cá, N.; Larock, R. C. *Org. Lett.* **2004**, *6*, 1581. (b) Yue, D.; Della Cá, N.; Larock, R. C. *J. Org. Chem.* **2006**, *71*, 3381.

(31) (a) Barluenga, J.; Vázquez-Villa, H.; Ballesteros, A.; González, J. M. *J. Am. Chem. Soc.* **2003**, *125*, 9028. (b) Barluenga, J.; Vázquez-Villa, H.; Merino, I.; Ballesteros, A.; González, J. M. *Chem.—Eur. J.* **2006**, *12*, 5790.

(32) The reaction did not occur in the absence of base, as shown by blank experiments.

TABLE 1. Iodocyclization of 2-(2-Phenylethynyl)benzyl Alcohol: Optimization Studies^a

entry	I ⁺	base	time (h)	solvent	total yield (2a + 3a) ^b (%)	2a/3a ratio ^c
1	2.0 I ₂	2.0 NaHCO ₃	72	CH ₃ CN	56	75/25
2	2.0 I ₂	3.0 NaHCO ₃	72	CH ₃ CN	56	71/29
3	3.0 I ₂	3.0 NaHCO ₃	15	CH ₃ CN	71	91/9
4	3.0 I ₂	3.0 NaHCO ₃	15	CH ₂ Cl ₂	45	100/0
5	3.0 I ₂	3.0 NaHCO ₃	15	EtOH	45	100/0
6 ^d	3.0 I ₂	3.0 NaHCO ₃	15	CH ₃ CN	33	64/36
7	3.0 I ₂	3.0 K ₂ CO ₃	24	CH ₃ CN	56	48/52
8	3.0 I ₂	3.0 KHCO ₃	24	CH ₃ CN	46	48/52
9	3.0 I ₂	3.0 NaH	24	CH ₃ CN	10	100/0
10	3.0 I ₂	3.0 morpholine	24	CH ₃ CN	-	-
11	3.0 ICl	3 NaHCO ₃	1.5	CH ₃ CN	38	100/0
12	3.0 ICl	3 NaHCO ₃	1.5	CH ₂ Cl ₂	25	100/0

^aUnless otherwise noted, all reactions were carried out on a 0.3 mmol scale in 6 mL of acetonitrile at 25 °C. ^bIsolated yield of **2a** + **3a**, based on starting **1a**. In most cases, an inseparable mixture of the two regioisomers was obtained from column chromatography. ^cThe 2:3 ratio is based on ¹H NMR spectroscopic data. ^dThe reaction was carried out in 2.5 mL of MeCN.

reaction conditions in terms of total yield for the iodocyclization of **1a** are those reported in entry 3 (substrate:I₂:NaHCO₃ molar ratio = 1:3:3, *T* = 25 °C, substrate concentration = 0.05 M in CH₃CN, time = 15 h).³³ Under these conditions, **1a** was converted into approximately a 10:1 mixture of **2a** and **3a** in a total yield of 71%. On the other hand, no formation of **3a** was observed with I₂ as the iodine source in CH₂Cl₂ or EtOH as the solvent (entries 4 and 5) or with ICl as the iodine source either in MeCN or in CH₂Cl₂ (entries 11 and 12, respectively). However, the yields of **2a** obtained under these conditions ranged from only 25% to 45%.

A variety of 2-(1-alkynyl)benzyl alcohols **1b–w** were then subjected to iodocyclization under the conditions of Table 1, entry 3. The results obtained are summarized in Table 2.

As can be seen from the results reported in Table 2, the regiochemistry of the process strongly depends on the substitution pattern of the substrate. Interestingly, the presence of an electron-donating group in the para position of a phenyl ring conjugated with the triple bond (R⁴ = *p*-MeC₆H₄ or *p*-MeOC₆H₄, substrates **1b** and **1c**, respectively) led to preferential formation of the isochromene derivative (compare entries 2 and 3 with entry 1). In fact, the electron-donating effect of the para substituent should increase the electron density on C-1 of the arylolefin group, thus favoring intramolecular nucleophilic attack of the hydroxyl group on C-2. As expected, this effect was not observed when the substituents are in the meta positions, as shown by the results obtained in the case of substrate **1d** (R⁴ = 3,5-dimethoxyphenyl). In fact, iodocyclization of the latter led to a mixture of the isochromene and isobenzofuran derivatives (entry 4). A mixture of **2e** and **3e** was also obtained in the case of a *p*-chloro substituent (R⁴ = *p*-ClC₆H₄, substrate **1e**, entry 5). On the other hand, the presence of a nitro group in the para position (R⁴ = *p*-O₂NC₆H₄, substrate **1f**, entry 6) significantly augments the electrophilicity of C-1 of the arylolefin group, thus reversing the selectivity of the reaction in favor of the 5-membered-ring product **3f**. A similar effect is observed when R⁴ is a 3,5-bis(trifluoromethyl)phenyl

substituent (substrate **1g**, entry 7). When the triple bond is substituted with a 3-thienyl, 1-cyclohexenyl, or butyl group, the reaction consistently follows a 6-*endo-dig* pathway, with selective formation of the corresponding isochromene derivatives **2h–j** (entries 8–10). Substrates bearing a sterically demanding substituent [R⁴ = *tert*-butyl (**1k**) or TMS (**1l**)] led to complex reaction mixtures. Also, the reaction did not proceed well with a terminal triple bond (R⁴ = H, **1m**), and partial decomposition of the substrate occurred. Interestingly, the presence of either an electron-donating or an electron-withdrawing group meta with respect to the hydroxymethyl group (R¹ = OMe or NO₂, substrates **1n–p**) also tended to favor selective formation of the 6-membered-ring products **2n–p** (entries 11–13). Excellent yields of pyranopyridine derivatives **2q** and **2r** were obtained by 6-*endo-dig* iodocyclization of the corresponding 2-(1-alkynyl)-3-(hydroxymethyl)pyridines **1q** and **1r** (entries 14 and 15).

Substrates bearing a secondary alcoholic group (**1s** and **1t**) behaved similarly to substrates with a primary alcoholic group, as can be seen by comparing entries 16 and 17 (Table 2) with entries 1 and 2 (Table 2). On the other hand, substrates bearing a tertiary alcohol group (such as **1u–w**) selectively proceed by a 5-*exo-dig* cyclization, with formation of the corresponding dihydroisobenzofurans **3u–w** in good yields (70–82%, entries 18–20). This result is in agreement with what has been previously observed in the Pd(II)-catalyzed cycloisomerization of 2-(1-alkynyl)benzyl alcohols.^{29k} The *gem*-dialkyl effect³⁴ may be responsible for the observed regioselectivity. In fact, in the presence of α,α -dialkyl substitution, the hydroxyl group is forced closer to the triple bond, thus favoring the 5-*exo-dig* pathway with respect to the 6-*endo-dig* pathway.

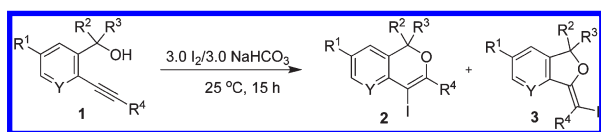
X-ray crystallographic experiments were performed in order to confirm the regiochemistry of the cyclized products.³⁵ Interestingly, the 1-alkylidene-1,3-dihydroisobenzofuran product

(34) Sammes, P. G.; Weller, D. J. *Synthesis* **1995**, 1205.

(35) The structures of iodocyclization products **2c** and **3u** were unequivocally confirmed by X-ray diffraction analysis. The structures of all other regioisomeric products **2** and **3** were determined by spectroscopic techniques, and confirmed by comparison with compounds **2c** and **3u**, respectively. See the Supporting Information for details.

(33) Complex reaction mixtures were obtained when the reaction was carried out at temperatures higher than 25 °C (40–80 °C).

TABLE 2. Synthesis of 3-Iodo-1*H*-isochromenes and 1-(1-Iodoalkylidene)-1,3-dihydroisobenzofurans by the Iodocyclization of 2-(1-Alkynyl)benzyl Alcohols^a



entry	1	Y	R ¹	R ²	R ³	R ⁴	isolated yield (%)	
							2	3
1	1a	CH	H	H	H		71 ^b	(10:1) ^c
2	1b	CH	H	H	H		92	-
3	1c	CH	H	H	H		85	-
4	1d	CH	H	H	H		41	35
5	1e	CH	H	H	H		85 ^b	(3:1) ^c
6	1f	CH	H	H	H		88 ^b	(1:3) ^c
7	1g	CH	H	H	H		74 ^b	(1:4) ^c
8	1h	CH	H	H	H		82	-
9	1i	CH	H	H	H		80	-
10	1j	CH	H	H	H	CH ₃ CH ₂ CH ₂ CH ₂ -	57	-
11	1n	CH	OMe	H	H		51	-
12	1o	CH	OMe	H	H		61	-
13	1p	CH	NO ₂	H	H		92	-
14	1q	N	H	H	H		98	-
15	1r	N	H	H	H		92	-
16	1s	CH	H	Bu	H		76 ^b	(3:1) ^c
17	1t	CH	H	Bu	H		72	-
18	1u	CH	H	Et	Et		-	70
19	1v	CH	H	Et	Et		-	70
20	1w	CH	H	Bu	Et		-	82

^aUnless otherwise noted, all reactions were carried out on a 0.3 mmol scale in 6 mL of acetonitrile. The reactions were allowed to stir at room temperature for 15 h. All yields are isolated yields after column chromatography. ^bAn inseparable mixture of the two regioisomers was obtained from column chromatography. ^cThe 2:3 ratio is based on ¹H NMR spectroscopic data.

3u was found to be the *Z*-isomer, instead of the *E*-isomer that would be expected from an *anti*-5-*exo*-*dig* cyclization (Figure 1). This *Z*-stereochemistry was also found in other 5-membered-ring products (by ¹H NMR spectral data correlation with **3u**).

Given the unexpected stereochemistry, an immediately reasonable hypothesis was that the predicted stereoisomer is originally formed, and then equilibrates to the observed

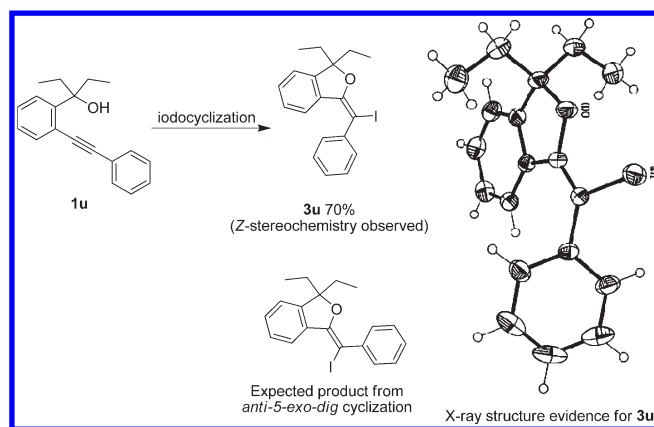


FIGURE 1. X-ray evidence for the structural assignment of 1-alkylidene-1,3-dihydroisobenzofurans.

isomer. This would imply that the observed *Z*-isomer would need to be more stable than the expected *E*-isomer. To substantiate this idea, computations were carried out at MP2 and B3LYP levels of theory with use of a 6-31G(d) basis set on carbon and hydrogen atoms, and an approximately equivalent electron core potential and valence basis set on I. (Details are given in the Supporting Information). At both levels of theory, the *Z*-isomer was favored, by 3.6 and 3.9 kcal/mol, with use of B3LYP and MP2, respectively.

On the basis of these observations, the following reaction mechanism can be proposed for the iodocyclization of **1** (Scheme 1).³⁶ Coordination of an I⁺ equivalent to the alkyne carbon-carbon triple bond¹ generating iodonium intermediate **A**. Nucleophilic attack by the hydroxyl group may then take place by either of two intramolecular cyclization modes (*anti*-6-*endo*-*dig* or *anti*-5-*exo*-*dig*, paths a and b, respectively) to give intermediates **B** or **B'**, respectively. Deprotonation of intermediate **B** leads to the isochromene product **2** that is isolated as the major product in most cases. However, dihydroisobenzofuran derivative **3'** with *E* stereochemistry derived from intermediate **B'** was not isolated. Presumably, isomerization of the initially formed *E*-isobenzofuran (**3'**) leads to the more stable *Z*-isomer (**3**). A few examples of the isomerization of substituted *cis* alkenes to the more stable corresponding *trans* isomers in the presence of iodine are known.³⁷ To demonstrate the feasibility of the isomerization, *cis*-stilbene was subjected to our reaction conditions and partial isomerization was observed. The ratio of *cis*:*trans* stilbene was found to be 1:0.6 at 10 h and 1:0.9 at 19 h by ¹H NMR spectral data. The possibility that *E* → *Z* isomerization occurs through the formation of intermediate **B''** (deriving from **B'** via proton shift) followed by stereospecific deprotonation cannot be ruled out, however.

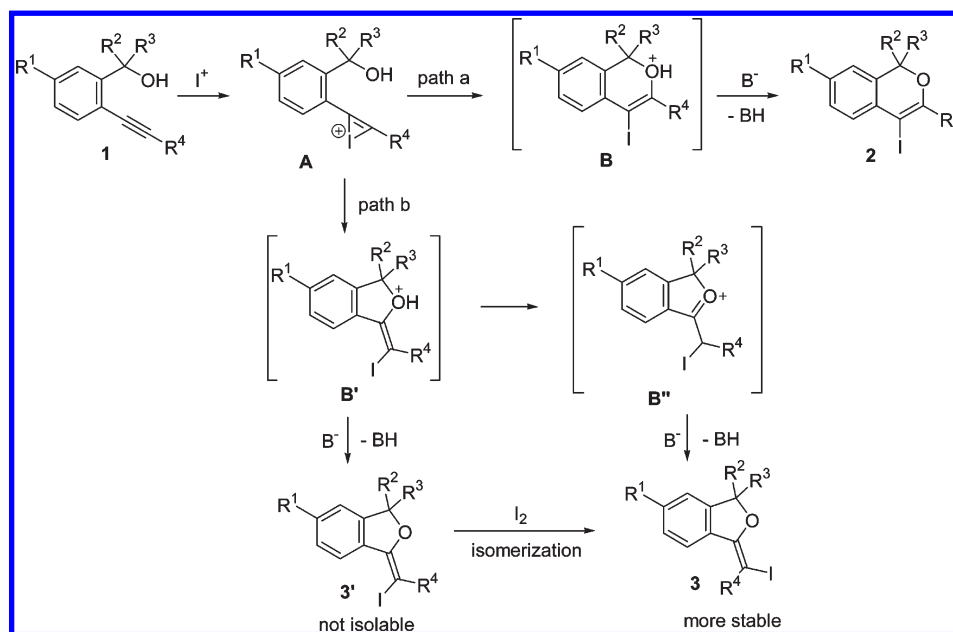
Conclusions

A simple and mild synthesis of 6- and 5-membered iodo-heterocyclic ether derivatives (**2** and **3**, respectively) via

(36) The possibility of base-promoted cyclization, followed by iodination of the resulting vinylic ethers, was examined. The 2-(1-alkynyl)benzyl alcohol substrates **1a**, **1s**, and **1w** were subjected to our usual cyclization conditions omitting iodine. In all of these cases, no cyclization was observed and the starting materials were recovered.

(37) (a) Muizebelt, W. J.; Nivard, R. J. F. *Chem. Commun.* **1965**, 148. (b) Windmon, N.; Dragojlovic, V. *Tetrahedron Lett.* **2008**, 49, 6543.

SCHEME 1. Proposed Mechanistic Pathways for the Iodocyclization of 2-(1-Alkynyl)benzyl Alcohols (1)



iodocyclization of readily available 2-(1-alkynyl)benzyl alcohols **1** is reported. The nature of the substituents in the starting material governs the regiochemistry of the reaction products. The 5-membered-ring products obtained (1-alkylidene-1,3-dihydroisobenzofurans **3**) exhibit unexpected *Z*-stereochemistry, and are presumably derived from the initially formed less stable *E*-isomers through iodine-mediated isomerization.

Experimental Section

Substrates **1a–w** were prepared by Sonogashira coupling between the appropriate *o*-halobenzyl alcohol or hydroxymethylpyridine and a terminal alkyne, as described in the Supporting Information. All products have been fully characterized by spectroscopic techniques and, in the case of 4-iodo-3-(4-methoxyphenyl)-1*H*-isochromene (**2c**) and 1,1-diethyl-3-(iodophenylmethylene)-1,3-dihydroisobenzofuran (**3u**), by X-ray diffraction analysis also, as detailed in the Supporting Information. A typical procedure for iodocyclization is given below.

Typical Procedure for Iodocyclization. We report here a typical procedure for the preparation of 4-iodo-3-*p*-tolyl-1*H*-isochromene (Table 2, entry 2). Details for the preparation of all other products can be found in the Supporting Information. To a solution of 2-(*p*-tolylethynyl)benzyl alcohol (**1b**, 67 mg, 0.30 mmol) in CH₃CN (6.0 mL) was added NaHCO₃ (76 mg, 0.90 mmol), followed by I₂ (228 mg, 0.90 mmol), at room temperature with stirring. The resulting mixture was allowed to stir at room temperature for 15 h. The excess I₂ was removed by adding a satd aq solution of Na₂S₂O₃, followed by stirring for 5–10 min. The phases were separated, and the aqueous phase was extracted with Et₂O (2 × 10 mL). The collected organic phases were dried (Na₂SO₄) and concentrated under vacuum.

The crude product was purified by column chromatography on silica gel (hexane–EtOAc from 95:5 to 9:1) to give 4-iodo-3-*p*-tolyl-1*H*-isochromene (**2b**) as a yellow solid (96.0 mg, 92%); mp 43–44 °C; IR (KBr) 1590 (m), 1509 (m), 1477 (m), 1452 (m), 1265 (s), 1183 (w), 1084 (s), 919 (m), 819 (m), 737 (s) cm⁻¹; ¹H NMR (400 MHz, CDCl₃) δ 7.55 (d, *J* = 8.0 Hz, 2H), 7.45 (d, *J* = 7.6 Hz, 1H), 7.33 (t, *J* = 7.7 Hz, 1H), 7.21 (d, *J* = 7.6 Hz, 3H), 6.97 (d, *J* = 6.2 Hz, 1H), 5.20 (s, 2H), 2.39 (s, 3H); ¹³C NMR (100 MHz, CDCl₃) δ 156.4, 140.0, 133.7, 133.5, 130.3, 128.6, 128.5, 128.4, 127.4, 123.3, 121.2, 72.8, 69.5, 21.5; GC-MS, *m/z* 348 (M⁺, 100), 347 (7), 222 (4), 221 (4), 220 (3), 194 (5), 193 (8), 192 (6); HRMS calcd for C₁₆H₁₃IO 348.00111, found 348.00173.

Acknowledgment. We gratefully acknowledge the National Institute of General Medical Sciences (GM070620 and GM079593) for support of this research. We also thank Dr. Arkady Ellern and the Molecular Structure Laboratory of Iowa State University, and Dr. Armentano Donatella (X-ray Diffractometry Laboratory of the University of Calabria) for providing X-ray crystallographic data for products **2c** and **3u**, respectively. Thanks are also extended to Johnson Matthey, Inc. and Kawaken Fine Chemicals Co. for donating the palladium catalysts.

Supporting Information Available: General experimental methods, preparation of substrates, general procedures for the iodocyclization reactions, characterization data, copies of ¹H and ¹³C NMR spectra for all previously unreported compounds, and X-ray crystallographic data for compounds **2c** and **3u**. This material is available free of charge via the Internet at <http://pubs.acs.org>.