

Residual Bias Phenomenon in Air-Coupled Ultrasonic Capacitive Film Transducers

Stephen D. Holland, JunHo Song, and D. E. Chimenti

Citation: *AIP Conf. Proc.* **820**, 916 (2006); doi: 10.1063/1.2184623

View online: <http://dx.doi.org/10.1063/1.2184623>

View Table of Contents: <http://proceedings.aip.org/dbt/dbt.jsp?KEY=APCPCS&Volume=820&Issue=1>

Published by the [American Institute of Physics](#).

Related Articles

The influence of acoustic damping on the transformation efficiency of capacitive micromachined ultrasonic transducer in air

J. Appl. Phys. **108**, 074512 (2010)

Characterization of condenser microphones under different environmental conditions for accurate speed of sound measurements with acoustic resonators

Rev. Sci. Instrum. **80**, 074901 (2009)

Micromachined ultrasonic transducers: 11.4 MHz transmission in air and more

Appl. Phys. Lett. **68**, 7 (1996)

Absolute ultrasonic displacement amplitude measurements with a submersible electrostatic acoustic transducer

Rev. Sci. Instrum. **63**, 4182 (1992)

Miniaturized capacitive transducer for detection of broadband ultrasonic displacement signals

Rev. Sci. Instrum. **60**, 2785 (1989)

Additional information on AIP Conf. Proc.

Journal Homepage: <http://proceedings.aip.org/>

Journal Information: http://proceedings.aip.org/about/about_the_proceedings

Top downloads: http://proceedings.aip.org/dbt/most_downloaded.jsp?KEY=APCPCS

Information for Authors: http://proceedings.aip.org/authors/information_for_authors

ADVERTISEMENT



AIP Advances

Submit Now

Explore AIP's new
open-access journal

- Article-level metrics now available
- Join the conversation! Rate & comment on articles

RESIDUAL BIAS PHENOMENON IN AIR-COUPLED ULTRASONIC CAPACITIVE FILM TRANSDUCERS

Stephen D. Holland¹, Jun-Ho Song², and D. E. Chimenti²

¹Center for NDE, Iowa State Univ, Ames, Iowa 50011

²Center for NDE and Aerospace Eng Dept, Iowa State Univ, Ames, Iowa 50011

ABSTRACT. We discuss in this paper the underlying physics of a residual bias phenomenon, whereby the metalized Mylar films of air-coupled film transducers accept and retain a residual electrostatic charge. Experimental measurements to demonstrate and quantify this effect are reported here, along with a hypothesis of the mechanism of charge transfer and embedding. The measurements show the amplitude performance of the capacitive film transducers as a function of applied bias voltage and frequency. Factors such as humidity and decay time also play roles in the acquisition and holding of charge on a film. We hypothesize that charge transfers from the conductive backplate and collects on the non-metalized side of the film. The charged films therefore are electrostatically attracted to the transducer backplate even with no applied voltage bias. Typically, an externally applied bias voltage is needed to charge the capacitor. With a persistent residual bias effect, these air-coupled capacitive film transducers could be used like conventional piezoelectric transducers with no biasing required. This effect has substantial implications for the operation of air-coupled film transducers.

Keywords: Capacitive foil transducer, air-coupled ultrasound, residual bias, surface charges, electret microphone, charge transfer.

PACS: 43.38.Bs

INTRODUCTION

We have been developing new and improved air-coupled capacitive foil transducers [1] to enhance the detection and resolution of air-coupled ultrasonics. In the process of conducting these investigations, we have found that the measured sensitivity of these transducers was not consistently reproducible. Eventually, we were led to the conclusion that electrostatic charges can collect in the metalized polymer film (used as a dielectric and outer electrode in these transducers), thereby changing the electromechanical properties and affecting the transducer's sensitivity.

Figure 1 illustrates schematically the construction of an air-coupled capacitive film transducer. A polymer film, metalized on one side, is placed on a micromachined copper or silicon backplate. The film metalization is grounded, and a DC bias voltage (0 to 400 V) is applied to the backplate. The bias voltage causes an electrostatic attraction between the metalized film and the backplate. The metalization and backplate form two plates of a capacitor. An incident sound wave sets the film into vibration, modulating the capacitance and thereby inducing a measurable AC voltage or current across the capacitor. This signal is detected with a sensitive low-noise amplifier.

FIGURE 1. Operation of a capacitive film air-coupled transducer. Movement of the film by a sound wave induces an AC voltage or current summed with the DC bias.

(a) (b)

FIGURE 2. (a) Bias-voltage-induced charge transfer across the air gap between film and substrate. (b) Resulting positive charge on polymer film causes attraction even with no bias voltage applied.

DISCUSSION

In the construction and testing of several of these transducers, we have observed two phenomena that were initially difficult to explain: 1) measured amplitude sensitivity did not seem to be entirely consistent from one experiment to the next, and 2) the film seemed to sometimes be attracted to the backplate, even when no bias voltage was applied. After substantial experimentation and observation in the laboratory, we hypothesized that electrostatic charges might be crossing between the film and backplate and collecting on the film, as illustrated in Fig. 2(a). When a high bias voltage is applied, electronic charge from the nonmetalized surface of the film transfers across the gap to the backplate, leaving a net positive charge on the polymer film after the bias voltage is removed, shown in Fig. 2(b). It is important to note that a typical bias voltage of 200V across the dielectric and small air gap produced by the surface roughness of the backplate (typ. 20 μm) creates an electric field an order of magnitude larger than the classical breakdown voltage of air. The effect of this transferred charge is to electrostatically attract the film to the backplate even with no externally applied bias. Moreover, mechanical motion of the film will induce a current or voltage in the backplate just as if a bias voltage were applied. We call this effect the “residual bias”.

The residual bias is equivalent to the ultrasonic analog of the ‘electret microphone’ developed by Sessler and West in 1962 [2]. The charged film can be considered to be the electrostatic analog of a permanent magnet – an electret. Because the charging voltage is

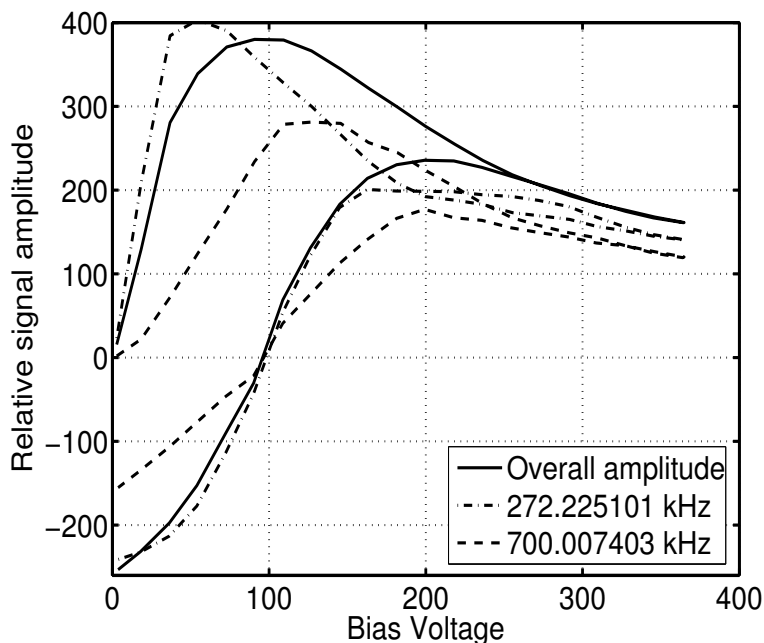


FIGURE 3. Variation of receive sensitivity of transducer as a function of applied bias voltage. Read clockwise, starting at (0,0).

much lower in our case it is likely that our films develop only surface charges [3] not the embedded charges discussed by Sessler and West [2].

EXPERIMENTS

To evaluate the residual bias phenomenon, we performed a series of experiments in which the receiver sensitivity of a capacitive film transducer was monitored as the applied DC bias voltage was increased from zero to a maximum and then decreased. Figure 3 shows the sensitivity of a transducer, with a new Mylar (polyethylene terephthalate) film, as the applied bias voltage is increased from 0 to 360 V and then reduced back to 0 volts. The plot should be interpreted clockwise starting at (0,0). The transducer is initially not sensitive at the starting bias voltage of 0 V. As the bias voltage is increased, the sensitivity first increases proportionally for all frequencies. The sensitivity to lower frequencies (270 kHz) peaks at a bias voltage of 60 volts. The overall sensitivity peaks at 100 volts, and the high frequency sensitivity (700 kHz) peaks at 120 volts bias. As the bias voltage is increased further to 360 volts the sensitivity decreases at all frequencies. The bias voltage is then decreased, leading to increasing sensitivity. As the bias voltage is decreased past 200 volts the sensitivity begins to drop and reaches zero at a bias voltage of 100 volts. As the bias voltage is lowered from 100 volts to 0 volts, the sensitivity increases again, but with a 180° phase shift that is recorded on Fig. 3 as a negative sensitivity. The transducer operates therefore with no external bias! Positive charges (missing electrons), which accumulated on the film while the bias was applied, generate a residual bias of -100 volts that allows the transducer to operate without an externally applied DC bias. An externally applied bias of +100 volts applied to the film in Fig. 3 exactly balances the charge on the film, causing the sensitivity to drop to

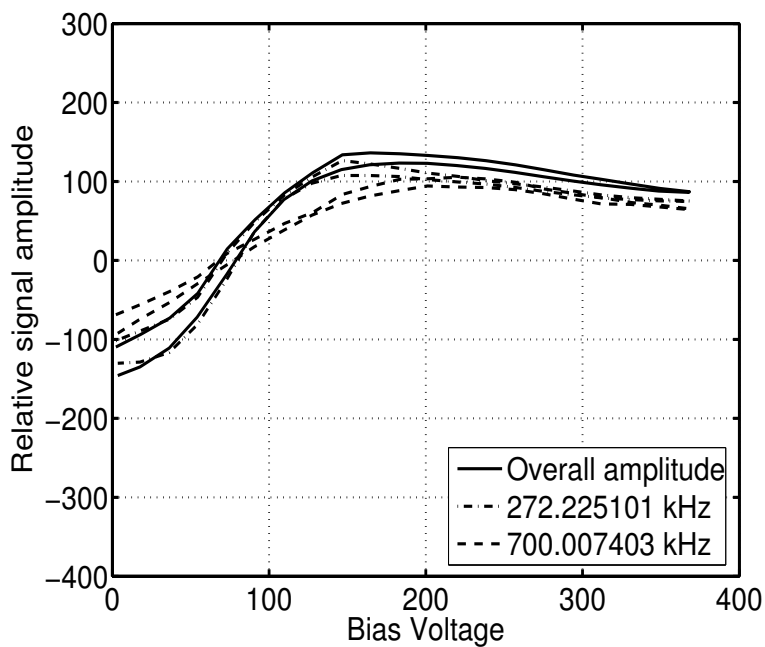


FIGURE 5. Result of an 80 hour hold at 0 volts on the receive sensitivity of transducer. The residual bias has been reduced to 80 volts.

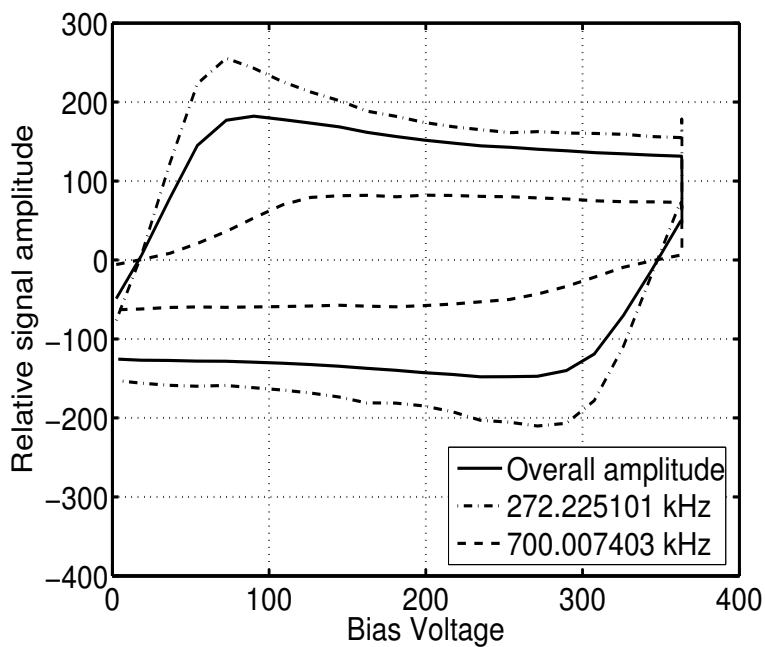


FIGURE 6. Rapid accumulation of residual bias, probably due to humidity. Read clockwise.

volts accumulated very rapidly. Repeated experiments indicated that this bias also dissipated almost instantaneously. Our suspicion is that the high humidity caused a small amount of water to collect on our film samples, with the highly polar molecules of water (dielectric constant of about 79) greatly assisting the charge transfer process.

CONCLUSIONS

Electrostatic charge transfer can occur between the film and backplate of air-coupled capacitive ultrasonic transducers. This charge transfer creates a residual bias, allowing the transducer to operate in a manner similar to an electret microphone with no applied bias voltage. Because of this effect, the sensitivity of a capacitive film transducer is a function of the bias history, not just the bias voltage. When using air-coupled capacitive film transducers, it is very important to be aware of this effect. Depending on the bias and bias history of a transducer, its sensitivity can not only vary, but can drop to zero or change sign, as well.

FUTURE WORK

Substantial future investigations will be necessary to quantify, control, and exploit this phenomenon. In particular, the effect of different film materials needs to be investigated. Preliminary indications suggest that Kapton does not accept a residual bias so easily as Mylar. In addition, it would be very worthwhile to investigate the charging methods used in the electret microphone industry. By using higher voltages at very low currents it may be possible to embed the charges more deeply in the film, thereby reducing leakage. Sessler and West [2] reported very long lifetimes of embedded charges (but much shorter lifetimes for surface charges) in Mylar. Finally, the discharge time and the effect of humidity both need to be investigated. Eventually, it is possible that the use of long-life charged electret films can be eliminate entirely the need for biasing the newly developed, native, spherically focused transducers developed by Song *et al.* [1].

ACKNOWLEDGMENTS

This material is based on work supported by NASA under award NAG-1-029098.

REFERENCES

1. Jun Ho Song, D.E. Chimenti, Stephen D. Holland, Spherically focused capacitive-film, air-coupled ultrasonic transducer, Accepted for publication, *Acoust. Res. Lett.* Online (2005)
2. G.M. Sessler and J.E. West, Electroacoustic Transducer, U.S. Patent #3,118,022 (1962)
3. Barry Scully, Parameters Affecting Surface Charge Buildup on Mylar Films, M.S. Thesis, Queens University, Kingston, Ontario (1996)