

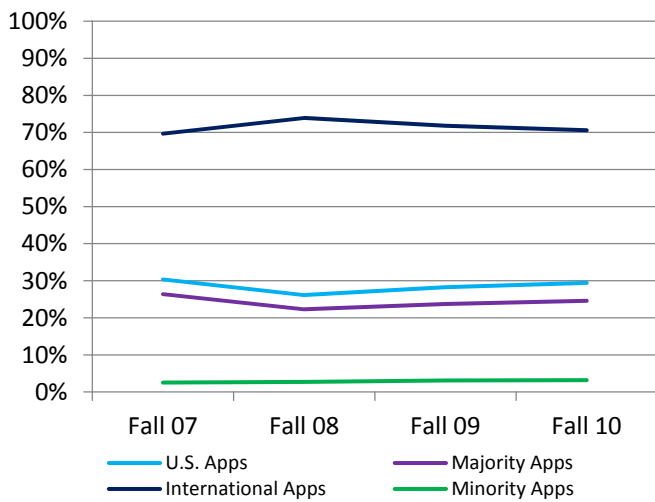
University Application to Enrollment: Fall 2007-2010,

Narren Brown, Craig Ogilvie, Sep 2011

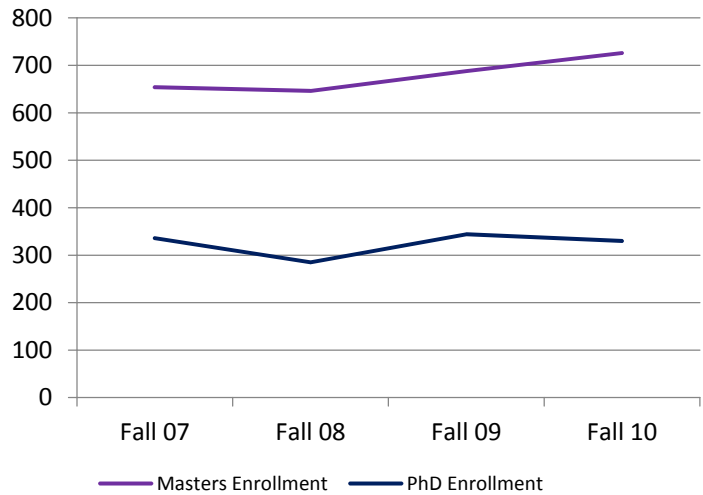
The application cycles fall 2007 to fall 2010 produced a steady increase in the number of applications to graduate school. Total applications to Iowa State University increased from 5048 in the fall of 2007 to 5993 in the fall of 2010, representing nearly a four percent increase per year.

- Applications to Iowa State University increased by nearly 17% from fall 2007 to 2010. The increase occurred for all groups with the proportion of the total applications remaining relatively stable across demographic groups
- The number of offers made to students remained fairly constant, increasing by less than a one percent (1%)
- Male applicants outnumber female applicants nearly two to one (63% to 37%), but female candidates comprise nearly 43% of all offers to attend Iowa State.

University Application Trends

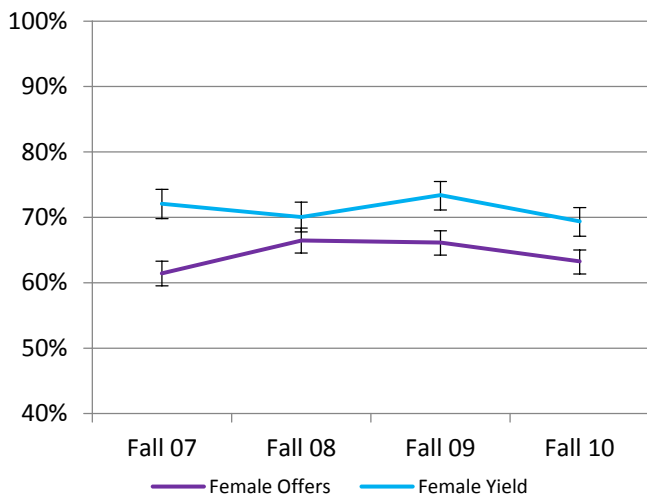


University Enrollment Trends

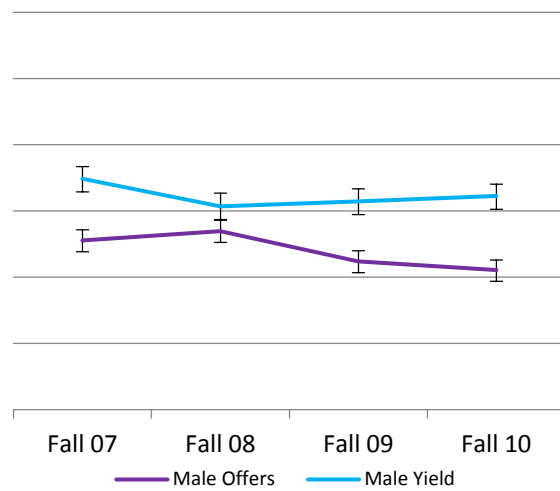


- Approximately 65% of US applicants are made an offer. This is comparable for men and women, and there may be a recent trend of decreasing offer rates.

U.S. Female Offer & Yield Rates

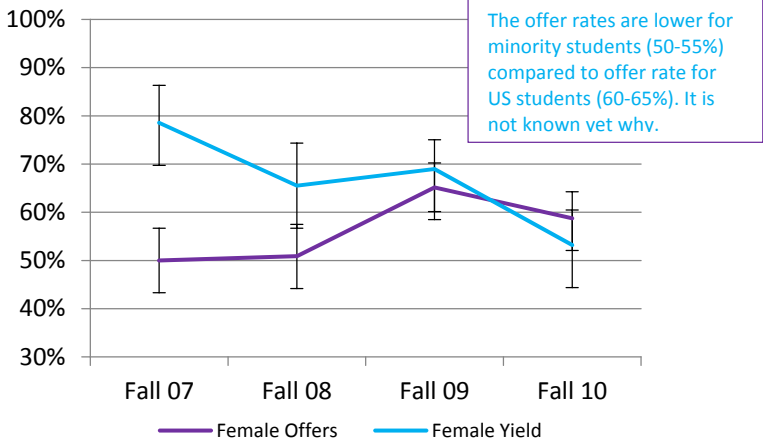


U.S. Male Offer & Yield Rates

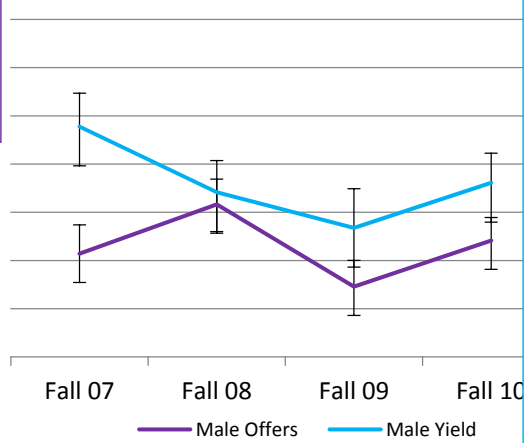


- Approximately 70% of US students who are offered admission accept the offer and enroll at ISU: this is our yield

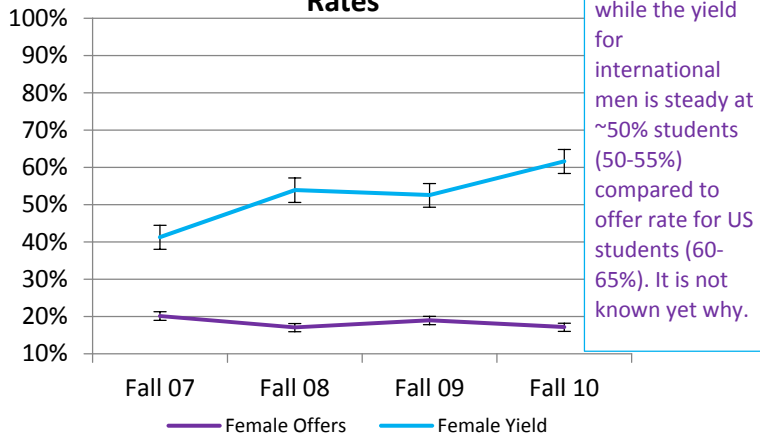
Minority Female Offer & Yield Rates



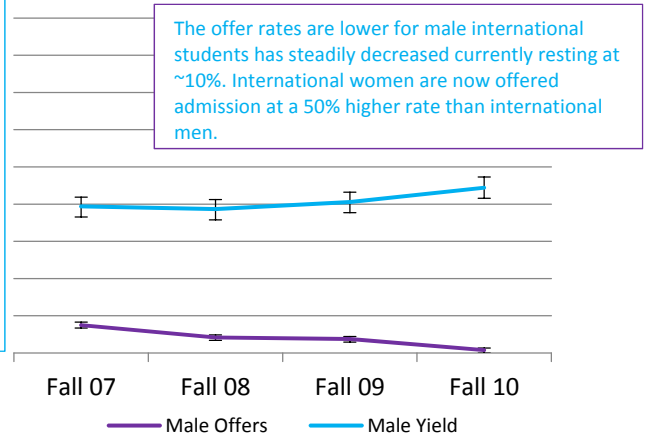
Minority Male Offer & Yield Rates



International Female Offer & Yield Rates



International Male Offer & Yield Rates



These application, offer and yield rates combine to produce the following graduate first-year enrollment totals

